

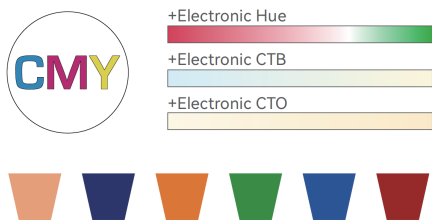
K_x→100⁺



HRI LED MOVING HEAD LIGHT BEAM/SPOT/WASH/PROFILE

- 1500W high CRI CW+color LED (Patent Technology)
- 30000lm output
- Electronic HUE adjustment to meet different needs
- 100%-0 dimming constant CCI value
- Electronic CTB increase color temperature
- 0-100% linear frost
- Ra:98, R9:98
- TM-30-15rg/rf 101, TLCI:99


COLOR



ROTATING GOBOS

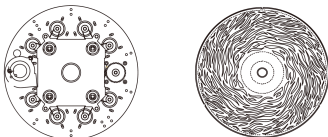


STATIC GOBOS

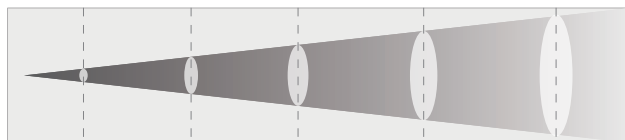


FRAMING SHUTTER

ANIMATION

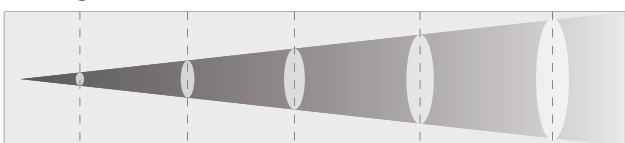


Beam Angle 4.8°



Distance(m)	5	10	15	20	25
Lux(lx)	77800	19450	8644	4862	3112
Diameter(cm)	42	84	125	167	209

Beam Angle 48°



Distance(m)	5	10	15	20	25
Lux(lx)	2264	556	251	141	90
Diameter(cm)	445	890	1335	1780	2226

PHOTOMETRICS

Light Source	1500W 6000K LED
Output	30K lm (peak value)
CRI	CRI:98, R9:98
Color Temperature	2700K~6000K
Beam Angle	4.8~48°
Lifespan	20000hrs

KEY FEATURE

Pan	540° (16 bit)
Tilt	270° (16 bit)
Color system	CW+CMY+Hue+CTO/CTB+color wheel (6+open)
Gobos	Static gobo wheel(7 gobos+open) Rotating gobo wheel (6 gobos+open)
Animation	Animation wheel with variable speed
Framing System	Single blade ±35° , rotatable ±60°
Strobe	1~30Hz
Frost	Linear 0-100% frost
Dimming	4 dimming curves
Prism	Bi-directional 4-facet prism with variable speed

CONTROL

Protocol	DMX512/RDM
DMX Channel	34CH/36CH/38CH
Display	2.83" TFT display 240RGB*320

POWER

Mains	200 - 240 VAC, 50/60 Hz
Power Connections	IP Power IN
Data Connections	3pin or 5 pin DMX In/Out linking up to 32pcs

Consumption	1760W/230V
Power Factor	0.98/230V
Ambient	-10°C ~45°C

PHYSICAL

Dimension	469 x 336 x 871mm
Weight	47kg
Cooling	Heat pipe and low noise IP fan

