


K65^{IP}



Outdoor LED MOVING HEAD

- 1000W 6700K LED engine
- IP65-rated tour-grade construction
- Compact body, light weight and quiet operation
- Super high output of 36k lumen
- Wide zoom range from 5° ~50°
- Linear CMY + color wheel/split colors
- White color temperature presets from 3200K~6700K
- Extremely even spot with flawless field consistency
- Flawless 16-bit dimmer with SPWM control
- Smooth 540° /270° pan/tilt movement
- DMX RDM control

COLOR WHEEL



ROTATING GOBO



FIXED GOBO



FRAMING SHUTTER



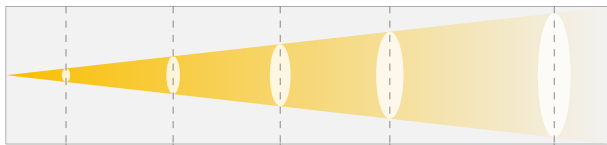
ANIMATION



4-FACET PRISM

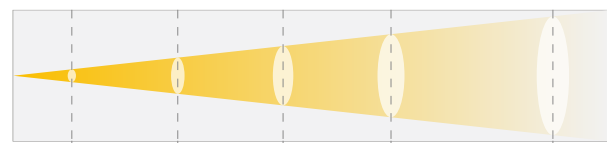


5°



Distance (m)	3	5	10	15	20
LUX(lx)	311111	112000	28000	12444	7000
Diameter	Ø26cm	Ø43cm	Ø87cm	Ø130cm	Ø174cm

50°



Distance (m)	3	5	10	15	20
LUX(lx)	6933	2497	624	277	156
Diameter	Ø28cm	Ø46.6cm	Ø93.4cm	Ø139.8cm	Ø186.5cm

PHOTOMETRICS

Light Source	1000W 6700K LED
Output	36000lm(HP)
Color Temperature	3200K~6700K
CRI	CRI≥96, R9:93(HR)
TM-30-15-rg/rf	95/69
TLCI	45
LED Life	20000hrs
Beam Angle	5° ~50°

KEY FEATURES

PAN	540° (16-bit resolutions)
TILT	270° (16-bit resolutions)
Color Mixing	CMY+CTO+Color wheel(6+open)
GOBO	1 rotating gobo wheel(6+open)
Animation	1 animation wheel with variable speed
Framing Shutters	4 independent blades with +/- 35° range and +/- 60° system rotation
Iris	15 leaves, 15%-100% motorized
Frost	Motorized 1° lens with 0~100% linear
Strobe	0~30Hz
Dimming	4 dimming curves
Prism	Bi-directional 4-facet prism with variable speed

CONTROL

Protocol	DMX/RDM
Data Connections	XLR DMX In/Out, linking up to 32pcs
DMX Channel	33ch
Display	2.83inch TFT display

POWER

Mains	100~240VAC, 50/60Hz
Power Connections	TrueCon In
Consumption	1295W/230V
Power Factor	0.96/230V

PHYSICAL

Cooling	Heat pipe + noiseless fan
Ambient	-10° C~45° C
Dimension	390 x 330 x 762mm
Weight	35kg

